


Some of the Toys

Santa Claus Will Bring

Locomotive velocipede

The performing bear.

Singing Peacock.



Doll's bathtub.

C HILDREN nowadays, just like the grownups, insist on being supplied with novelties in the way of amusements. What was good enough a year ago does not satisfy them today; they require something fresh. Consequently the ingenuity of the toy manufacturer is continually exercised to contrive something new to surprise and entertain the little ones.

For the coming Christmas there is a greater number of novelties than usual, and not least surprising among them are toy locomotives and battleships made of sheet iron painted, which are so large that a fair sized boy can comfortably occupy either engine or vessel as a passenger. The locomotive, which has a tender attached to it, costs only \$25, and the formidable looking war craft is purchasable for the same price. These huge playthings are velocipedes of a sort, propelled by the child's feet.

Another new thing is a completely equipped little stable for a racehorse, with feed box, troughs, pitchforks, wheelbarrows, a sifter for oats, blankets, harness, and even a jockey to ride. In some of the toy stables of latest pattern a horse and an automobile are placed side by side. There is also the miniature "garage," containing several autos of

different types, including even a motor truck for carrying freight.

Dolls That Walk and Talk.

The latest thing in the line of toy motor vehicles is an automobile that goes forward a certain distance and then runs backward, repeating the operation several times by the automatic reversing of its mechanism. The doll that walks and talks is new for the coming Christmas, and may fairly be considered a wonder. Its hair is "bobbed"—i. e., cut off square all around—just like the hair of many little girls at present. There is a new kind of doll, quite artistic in its way, which is made to represent various familiar types of people. It is about a foot and a half high, made of cloth, and, being provided with unusually large feet, is able to stand up quite comfortably. One such manikin is a policeman, another is a soldier, and so on.

Dolls' houses now have tiled bathrooms, with porcelain tubs, provided with a towel rack, sponge, and soap. In place of the old fashioned Noah arks, small menageries filled with artistically carved wild animals are supplied for the instruction of young folks in natural history. To teach them geography, they are provided with rubber balls which are geographical globes, furnishing education in disguise.


Automobile Loops the Loop.

A milk wagon, drawn by a horse, is filled with milk cans below and butter tubs above. Doors at the sides open and reveal pats of butter and pieces of cheese. The peacock that utters a cry at intervals when pulled along the ground on wheels is really a beautiful bird and a striking toy. Equally artistic is the performing bear, which wags its head and exhibits other marks of intelligence, thanks to a mechanism in its stomach. The toy popcorn wagon is exactly like a real one, and is even provided with a little popper.


There is a toy "loop the loop," with a little man in an automobile, who starts at the top of a tower and performs the hazardous circus feat. The "house on fire" does not actually burn, the flames being merely painted. A fireman




A monkey riding a tricycle.



Toy shooting gallery.



The toy house on fire.




On the milk route.

ascends a ladder to rescue a woman from a balcony, and another fireman directs upon the building a stream of water from a hose.

The newest style of toy drum beats itself, and is not provided with sticks. Another musical instrument for the nursery is a little hand organ on wheels. In a cage there is a little bird, which is caused by clockwork mechanism to sing and flutter its wings. Ninetins of latest pattern are shaped



Cat that catches the ball.



Toy popcorn wagon.

Noses Made to Order for Future Leaders of Society.

THERE is a woman in New York who is famous for her nose. Not for any on her own face, but for those she has put on the faces of others. She is the expert on the beautification of the nose, and to her rich parents send daughters whose noses are unimproving.

And if the candidate for fame as a society beauty goes early enough to the nose culturist she boasts that she can remedy the most unpromising case. It means the molding of the organ day by day. The nose is made of cartilage, and is pliable. It can be massaged into shape and made crooked or straight, flat or Grecian, or even Roman.

Here are her rules for getting a beautiful nose:
When washing her face she must not rub her nose up.
She must not sleep on her face.
She must not get into the habit of burying her nose in her pillow.
She must not press upward on the tip of her nose at any time.
Nor must she hit her nose or injure it if she can possibly

help it. A little care in guarding the nose against chance knocks will often save a nose from disfigurement later on.

"There are cases where girls have ruined their noses and made them really 'hook' by the habit of pulling at the tip of the nose," says the specialist. "This is a habit which, when formed in childhood, grows upon a person, and the hook nose is one that grows more and more pronounced as one grows older and continues to pull upon the tip of the nose."

"I recently heard of a case in Europe. It was that of a little daughter of the duchess of Pife. My informant told me that the child suffered from a broad nose about which she was terribly sensitive. One day her mother took her to a face specialist, who advised a treatment, and in a short time the child was much improved in looks.

Noses Shaped by Clothespins.

"In the case of the little princess they took her nose and gently pressed it upright every day. The little girls of olden days used to ait with a hairpin on the nose, and the southern mammys were never tired of pressing the little noses of their charges into place, while the more practical girls of the north wore a clothespin on the nose.

"The little nose can be made as shapely as you please, but it must be molded day by day and squeezed and pressed into shape or it will not be as it ought to be.

"And while speaking of a child's nose it is a good thing to mention the noses of elderly persons. There comes no time in a woman's life when her nose may not be pressed out of shape. And there is no hour in her life when she may not begin to reclaim it. The nose that is wide can be treated, and the nose that is flat can be lifted and the nose that is humped or crooked can be straightened. It is never too late to mend a nose.

"Never let the nose become clogged. Difficulty in breathing is sure to dilate the nostrils. They will stand out so as to spoil the symmetry of the face.

"The way to mend it is by constant working upon it. Do not irritate it, nor make it red, inflamed or sore. But at night, before going to bed, massage the sides of the nose, lifting it and pressing it into Grecian shape. The straight Grecian nose is the pretty nose of today. And the woman whose nose turns up or down, or lies flat, is the woman who needs to put in a little time massaging her nose.

"Remember always that the cartilage is soft and that you can flatten the nose at a blow. In the same way, you can lift it and mold it into nice shape.

"The eyebrows can always be made nice, and in the case of a little child the eyebrows are susceptible of much treatment. They can be curved and made as pretty as one would want to see.

Eyebrows Easily Treated.

"A woman who belongs to New York's Four Hundred came to me not long ago with a little girl whose eyebrows were far from symmetrical. One was thicker than the other. Both were scanty, and the right one was much higher than the left. The child was fast becoming disfigured. What could be done for her?"

"I went to work and exercised strategy. I worked over her eyebrows faithfully, and in the end was rewarded with a great improvement.

"I made a nice eyebrow grower, a thin, smooth cream, which would make hair grow on a stone. With this cream I painted the child's thin eyebrow every day. I used the thinnest brush, and, after dipping it in the cream, I painted the eyebrow just along the line which I wished it to take. It was an easy matter, and took but a few minutes. I had the cream warm, and I used little of it, just enough to encourage the growth of hair along the line of the brow.

"This is a thing which every woman might do. She could gently anoint her thin eyebrows with a good eyebrow grower, and in a short time she would be rewarded with good brows. This is so easily done that it is a wonder that more women do not do it. Why neglect such a simple precaution, when thin eyebrows are death to good looks?"

"There is a difference of opinion, but most people admire curved brows. There are those who like straight brows. But as a rule the eye with the curved brow is much more pleasing. It gives a classic sweetness to the face, this gentle curvature of the eyebrows.

"Where one eyebrow is higher than the other it is a matter of weak eyes. One eye is not strong, the eyelid droops, and pretty soon the eyebrow also droops.

"The remedy for this is to treat the eyesight. Glasses should be worn for awhile or until the eyesight begins to improve. Or, perhaps, the eyes need only a simple eye lotion, which will soon restore the weak eye and make it able to do its work. Both eyes should be of equal power, or the lids, the lashes, and the brows will all give evidence that one eye is not as strong as the other.

"So the eyes must be cared for and kept strong. Melancholy and weak eyes will cause the eyelids to sag, to droop, and to look bad. And the professional beauty will take care

that she does not creep into the fault of letting the lids grow weak.

"Massage will do a great deal for the eyes. The brows can be treated, the eyelids can be lifted and strengthened. And even when neglected in childhood a great deal can be done later. I have worked successfully upon the eyes of a society leader of 54. I massaged them, bathed them, strengthened them, and made them nice again.

Making Over an Ugly Girl.

"I had an interesting case not long ago of a little girl whose mouth drooped. It had a melancholy look. The child was happy, but, through some fault in her early training, her mouth sagged at the corners. She looked sad, no matter how happy she was, and one could well imagine that in time this look of sadness would deepen on her face and she would have a melancholy cast of countenance which would be death to all beauty.

"Now, the proper mouth is shaped like a bow. Mrs. Clarence Mackay has it perfectly. It lifts at each corner. It is shaped like the Cupid bow of which one reads in poetry. There are mouths which are built this way. And other mouths which must be trained to bow.

"The woman whose mouth does not bow should learn to bow it. She should simply force herself to smile. She should lift the corners and keep them lifted until it becomes second nature to make the lips smile. One of my patients kept at it until she actually made her mouth look like a Cupid's bow. The lips were full and the corners were lifted.

"Little girls whose lips are thin can improve the mouth by not pressing the lips together. Lips tightly compressed will always be thin and lips that are compressed and pulled down at the corners will look like a slit across the face, ugly and menacing.

"If the lips are inclined to be thin, do not press them together. On the contrary, keep them slightly apart. This will make them look fuller. An open mouth is never pretty, but the lips can be touched over so lightly together in such a way as to make them look fuller. It is all a habit, this way of keeping the lips slightly apart, and a habit which a woman would do well to cultivate.

Making the Mouth Curve.

"A child's mouth, if inclined to sag, can be massaged upward a little at the corners. A little thin massage cream should be used. It will make the skin fairer and more supple and will not be in any way injurious. Indeed, it preserves the tone of the flesh, this daily application of skin food to the face.

"Massage the corners of the mouth upward once a day and you will find that pretty soon the mouth will begin to curve naturally and the appearance will be a thousand times improved.

"A child's hair can be encouraged to grow down on the forehead. If a little oil is massaged into the roots of the hair, along the line of the forehead, it will encourage the hair to grow. There are a few things to be remembered by the woman who is trying to make a child over into a professional beauty. And they are rules which can be applied to grown persons as well as children.

"If the hair grows too high on the forehead rub the roots with sweet oil every night.

"Never use more than six drops of oil for the entire forehead.

"Never brush the hair back from the forehead. Draw it gently back with the fingers tips and with a soft brush.

"Don't pull the hair. Better let it snarl.

"Try not to wet the roots of the hair any oftener than necessary. Washing the hair is a foe to heavy hair.

"Use a little hair tonic once a week to keep it from grow-

ing thin back of the ears and in the back of the neck.

"Don't let your hair get gray. Treat the roots, if a grownup person. If a child's hair, treat the roots to keep it from getting thin.

"Never braid or twist the hair tightly. Never wear the hair the same more than two days in succession. And in case of a child's hair braid it different ways on successive days. The strain must never come upon the same spot twice.

"Treat the features and the hair daily. It is time well spent.

"To improve the general looks, here are directions for the day. Follow them as regularly as you sleep. They take in the whole countenance:

"Massage the skin to make it soft and white.

"Pinch the nose if it is flat.

"Massage the corners of the mouth if they droop.

"Straighten the line of the eyebrows.

"Press back the ears. Don't pull them, but keep them laid back flat to the head.

"Work upon the cheeks to keep them round and firm.

"And don't forget that beauty is a woman's best weapon."



The Professional Beauty in Embryo Has the Corners of Her Mouth Lifted to Make a Cupid's Bow.



The Young Millionaire Has Her Eyebrows Daily Arched Like This.



How the Nose of a Tiny Member of the '400' is Trained.