



# ma vs. Nebraska




**ABOVE: TONY ORTIZ** sacks Oklahoma quarterback Eric Moore for a 9-yard loss in the second quarter. The Husker defense limited the Sooners to 154 total yards.

MICHAEL WARREN/DN

SANDY SUMMERS/DN

**LEFT: SCOTT FROST** is tackled by Oklahoma right cornerback Corey T. Ivy. Frost finished the game rushing for 66 yards on eight carries and had one touchdown.



SANDY SUMMERS/DN

**BRANDON HARRISON**, who had one punt return for 17 yards, is tackled by Oklahoma's Rodney Rideau.

## First-half miscues prove costly for OU

BY SAM MCKEON  
Staff Reporter

“There’s a difference between how you carry the ball in high school and how you carry in college.”

JOHN BLAKE  
Oklahoma football coach

The first commandment in upsetting a top-ranked team in college football: Thou shall not turn over the ball.

Oklahoma sinned time and time again in the first half Saturday, fumbling the ball away on four of its first five drives, helping No. 1 Nebraska to 34 first-half points en route to a 69-7 Husker victory, the worst defeat in Sooner history.

“You can’t cause yourself to make mistakes and turnovers and expect to have any chance,” said OU Coach John Blake, who dropped to 6-14 in his brief career. “We hurt ourselves.”

Oklahoma and Nebraska both ran 20 plays in the first quarter, but the Sooners faced a 20-0 deficit going into the second quarter because of the miscues.

Oklahoma’s fumbling problems started on the Sooners third offensive play when OU quarterback Justin Fuente fumbled after a sack by Grant Wistrom. NU senior linebacker Octavious McFarlin returned the ball 43 yards to the OU 8, setting up Kris Brown’s 24-yard field goal.

Two drives later, Sooner sophomore Brandon Daniels fumbled on his own 23, setting up another Brown field goal. Daniels fumbled again on the ensuing drive, resulting in an NU touchdown from freshman I-back Correll Buckhalter.

OU committed its final – and fatal – turnover early in the second quarter, when Wistrom forced his third fumble on a sack of junior quarterback Eric Moore at the OU 40-yard line. Wistrom also recovered the ball.

NU scored a touchdown on the next play, a 40-yard pass from senior Scott Frost to freshman wingback Bobby Newcombe, giving the Huskers a 27-0 cushion.

Blake said the Sooners had serious problems holding onto the football, especially Daniels, who had three fumbles.

“Brandon needs to learn how to

hold onto the football right,” he said. “There’s a difference between how you carry the ball in high school and how you carry in college.”

Oklahoma struggled offensively the rest of the day. Playing without its top three running backs, including All-America candidate De’mond Parker, OU managed only seven points and 154 total yards.

Many of the Sooner troubles came at the hands Wistrom, who was a menace in the Sooner backfield the entire game.

“I feel like he’s the leader of the defense,” Moore said. “I really think he’s the best player that we’ve faced this year.”

Oklahoma fared as bad on defense. After holding NU to 147 rushing yards in the first half, the flood gates opened in the second, as OU allowed 184 rushing yards in the third quarter alone. Nebraska had 409 rushing yards and 552 total yards for the game.

Blake said NU offense is simple and effective.

“What they do on offense is pretty basic, and it works,” he said. “They hurt us up the middle a lot in the second half.”

One of the few bright spots for Oklahoma was freshman tailback Seth Littrell. Littrell had 88 yards on 21 carries, the best rushing performance against the Nebraska defense this season. He also scored OU’s only touchdown, a two-yard run after a 40-yard Moore pass to tight end Stephen Alexander.

### Football Game Review

Nebraska 69  
Oklahoma 7

#### Game Stats

First downs	27	11
Rushing attempts	61	50
Rushing yards	409	85
Passing attempts	12	9
Passing completions	7	3
Passing yards	143	69
Total plays	73	59
Total yards	552	154
Avg. yards per play	7.6	2.6
Fumbles	2	7
Interceptions	0	0
Penalties / yards	3-19	5-38
Punt returns / yards	3-77	0-0
Kickoff returns / yards	2-34	9-139
Time of possession	29:49	30:11
3rd-down conversion	8 of 14	3 of 13
4th-down conversion	2 of 3	1 of 1
Sacks / yards	5-36	0-0

#### Nebraska Oklahoma

Nebraska					Oklahoma								
Rushing					Rushing								
No.	Name	Yds	Avg	TD	No.	Name	Yds	Avg	TD				
30	A. Green	105	5.3	0	35	S. Littrell	88	4.2	1				
45	J. Makovicka	101	10.1	3	28	J.T. Thatcher	26	2.9	0				
17	S. Frost	66	8.3	1	38	B. Kuhn	9	3.0	0				
Receiving					Receiving								
No.	Name	No	Yds	Long	TD	No.	Name	No	Yds	Long	TD		
12	B. Newcombe	3	88	40	1	80	S. Alexander	2	58	40	0		
17	L. Brown	1	26	26	0	18	M. Little	1	11	11	0		
10	S. Jackson	1	18	18	0								
Passing					Passing								
No.	Name	Att	Cmp	Int	Yds	TD	No.	Name	Att	Cmp	Int	Yds	TD
1	F. London	2	1	0	36	0	12	J. Fuente	3	0	0	0	0