

by Thornton W. Burgess

EVERYBODY TEASES PETER RABBIT

"HAD any more dreams, Peter?"

"Tell us about those tracks again!"

"Better find out what the matter with your eyes, Peter. They see too much!"

This was what Peter heard every time he met any of his friends. They all laughed at him, every one of them, and all because he had tried to tell them that there was a stranger deep in the Green Forest who made tracks ever and ever so much bigger than those of Bowser the Hound. No one ever had heard of such a thing in the Green Forest, and no one believed Peter. At first they thought he was joking, but when he grew indignant and they saw how very earnest he was they thought that he had been frightened and had imagined that the tracks were a great deal bigger than they really were. Of course they were made by Bowser the Hound, and timid Peter had just thought that they were bigger and different. That's what everybody thought.

So whenever they saw him they teased him until it got so that Peter wouldn't stick his head out of the dear Old Briar Patch until after dark. You see, he didn't like being teased and laughed at. No one does. Of course not. But it was great fun for the others. Once Jimmy Skunk came to the edge of the Old Briar Patch and pretended to be terribly excited.

"I've found some tracks, great big ones, down on the Green Meadows," he cried. "Come with me, Peter, and see if they are like the ones that you saw in the Green Forest."

Right away Peter was quite as excited as Jimmy seemed to be, and he hurried to follow Jimmy down across the Green Meadows.



"Better Find Out What's the Matter With Your Eyes, Peter. They See Too Much."

which, you know, were not green then at all, but all covered with snow. Peter was so excited he didn't know what to do. It seemed to him that Jimmy Skunk, who, you know, never hurries, moved slower than ever. "What did I tell you, Jimmy Skunk? Now, perhaps, you'll believe me the next time I tell you a thing," he whispered as they drew near the place where Jimmy said the tracks were.

"Ho, ho, ho! Ha, ha, ha!" laughed Jimmy Skunk. "There are your

tracks of the Green Forest, Peter Rabbit. Look at them, so that next time you will know them. Ho, ho, ho! Ha, ha, ha!"

But Peter was too disappointed and too angry to say a word. He just turned his back on Jimmy Skunk and started back for the Old Briar Patch as fast as he could go. "I don't care," Peter would say over and over to himself when he was alone. "I did see those tracks, and there is a stranger in the Green Forest, and he has got terrible great claws. I wouldn't go up there again for anything! No, sir, I wouldn't go up there again if I was starving and there was no food anywhere, but there. I—I do wish that somebody would believe me."

© T. W. Burgess—WNU Service.

GRAPHIC GOLF

By BEST BALL



MORE WRIST COCK—SMOOTHER SWINGING

IN THE larger illustration above Bobby Jones has reached the extent of his upstroke and body turn. At this point Jones' oar is presented to the hole, his left hip is well around to the right and his wrists are cocked in the manner so typical of many others of the golfing greats. Jones, however, does not stop his wrist cock at this point. By allowing the fingers of his left hand to relax a trifle, the clubhead dips below the horizontal and gives a greater measure of cock to the wrists. This not only gives him the chance to put more power into the final speeding up of the clubhead but serves another purpose. As the left hip turns to the left on the downswing it exerts a pulling pressure on the left arm. By this method of allowing a further dip to the clubhead, Jones is able to take up any shock or sudden downward momentum, through this left arm pull, and bring the clubhead down in a slower, smoother fashion. In the lower, smaller illustration Jones' hands have nearly reached the half-way downswing mark yet his wrists are still cocked. In fact they will stay cocked about two-thirds of the way down, when they will unleash their power, reaching a climax at impact.

© Bell Syndicate.—WNU Service.

First Aid to the Ailing House

REPAIRING A GARAGE

NOT long ago a friend told me that the door of his one-car frame garage were beginning to stick; that he was having more and more trouble in opening and closing them. We examined the garage together, and found that the trouble lay in the rotting of the bottom of the post on one side of the door opening—a number four inches square. The garage floor was concrete, but at that particular spot water had collected, and the bottom of the post was rotted to such an extent that the whole corner of the garage was beginning to settle.


To repair the damage, we screwed a 2-foot length of a 2 x 4 to the post, with the bottom 18 inches or so above the floor and well above the rotted portion. Putting an automobile jack under this screwed-on

piece, we raised the post to its original position, in which the doors opened and closed freely. We then cut off the rotted portion, and replaced it with concrete. For this we built a box of light wood, about 6 inches square inside, directly under the 4 x 4 door-post. This we filled with concrete, using a mixture of 1 part cement, 3 parts of sand, and 6 parts of gravel, with only enough water to make a thick mixture. The box was filled full, so that the concrete came up to the cut-off bottom of the door-post. After three days, the box was removed, and the jack worked to let the door-post come down on its new base. This movement was hardly one-half inch. Protected by the concrete, there is no chance that there will be any further rotting. Later, my friend did the same thing to the post on the other side of the door frame.

The doors of my garage swing outward. In a heavy storm the catch of one of them slipped, and its door was slammed so hard that the horizontal pieces at the top and in the center were broken away from the vertical side piece to which the hinges are attached. At first it seemed that a new door would be required; but before going to this expense, a repair was made that has now stood for four years. The main part of the door was blocked up and the horizontal pieces forced tightly against the vertical side piece. Two 1-inch holes were bored into the edge of the door—through the hinged side piece, and into the end of the horizontal top piece. Two similar holes were also bored through the side piece and into the end of the horizontal piece in the center of the door. One-inch dowels of hardwood were then driven into these holes, and secured by nails. This repair was a complete success. Instead of being put to the expense of a new door, the cost was for four feet of dowel, a few nails, and less than an hour of labor.

© By Roger B. Whitman
WNU Service.

World's Youngest Veterinarian



Virginia Knowles believes in looking into things. She's looking into a microscope here as she examines animal bacteria, but she spends most of her time looking into ailments of domestic animals. Virginia, who is twelve, has been a student under her veterinarian father for six years at the pet hospital that bears the Knowles family name in Miami, Fla. She is specializing in the study of animal skin diseases.

KNOW THYSELF

by DR. GEORGE D. GREER



WHY SHOULD WE STUDY HUMAN NATURE?

BECAUSE, if we do, it will save us a great deal of trouble and that is reason enough. This knowledge is the lubricant of all social life. He who best understands human nature has most power over his fellow-men. You enjoy a word of praise for work well done, or even well intended. So does your neighbor. A word of appreciation is a small price to pay for goodwill and friendship. You do not like to have someone spread an unpleasant tale about you even if it is true. Neither does that person of whom you have learned something complimentary. Friend, wife, husband, or in-law may be grumpy and unresponsive at times. Why should you get peeved about it; you have your spells of grumpiness too. Human nature is very much the same wherever you find it.

©—WNU Service.

A BABE IS BORN

By DOUGLAS MALLOCH

A BABE is born, and life begins with trouble, though it's only pins.

Already culture hovers o'er him And clothing has provided for him. If he has been so ill-advised. He happens to the civilized. Conspiring persons on the quiet Already start to plot his diet.

The babe, the boy, and then the man. They civilize him all they can. He must have certain fixed persuasions, And certain clothes for some occasions.

Created in the image of His God, or something else above, He soon becomes, while Satan chortles, The image of all other mortals.

The babe becomes, of many a thing. A subject, who should be a king, And life, that should be all enjoyment, Becomes his regular employment. And then some day he lays it down, A stranger in some crowded town, And often wonders, when it's ended, If that was just what God intended.

© Douglas Malloch.—WNU Service.

Rose Point Lace



The pattern of rose point lace is faithfully copied in this unusual print or black silk crepe. The borders of the print form double panels down the front of the dress, which is buttoned from neck to hem. The rest of the dress has spaced motifs of the lace design.

GIRL GAGS



"The groom of today guarantees his bride all the luxuries of her single days," says soliloquizing Elizabeth, "that is if her job and salary permits."

WNU Service.

Parading the Fashions



A STYLE show De Luxe for De Ladies on this De Lightful Spring day!

Betty Ann feels just a bit the most elegant of the three for her housecoat is superlative. She has "skirts" like the ladies in the feminine yesterdays; her basque is form-fitting; her sash has a bow, and her sleeves puff. The illusion is so perfect that she is about to reach for smelling salts or a sprig of old lavender.

Matrons Have Vanity, Too.

Mama, very young for her years, can not resist styles that bring more compliments her way. The no-belt feature of this one is definitely new, and does wonders for the figure a bit past the slim stage. The continuing collar, which in soft pastels is always flattering, gives the break required by the all-in-one waist and skirt. The fitted top and flaring bottom make for style plus com-

fort, a demand matrons, even though youthful, always make.

Parties and Picnics.

Winifred on the left is privately making up her mind to have a housecoat, too; though she is mightily pleased with the way her print has turned out. She chose this style because the fitted, broken waist line and front seamed skirt are so very slenderizing. She's on her way to the 4-H meeting now and has only stopped to remind Betty Ann of the picnic "The Jolly Twelve" are having.

The Patterns.

Pattern 1285 comes in sizes 12-20 (30 to 40). Size 14 requires 3 3/4 yards of 39 inch material.

Pattern 1282 is for sizes 14-20 (32 to 44 bust). Size 16 requires 5 1/2 yards of 39 inch material. It requires 2 1/2 yards of ribbon for tie belt.

Pattern 1983 is for sizes 36 to 50. Size 38 requires 5 1/2 yards of 39

My Favorite Recipe

By Anna Sten
Movie Star

Springerle

4 eggs
1 pound flour
2 tablespoonfuls anise seed
1 pound powdered sugar
3 level teaspoonfuls baking powder

Beat egg yolks and whites separately, then together until creamy; add sugar, slowly beating until bubbles appear. Sift the baking powder with the flour thoroughly, then add the anise seed. Add slowly to the above mixture and mix well. Let stand for four hours in a cool place. Roll out, cut into fancy shapes and place on sheets of paper to dry. Bake in slow oven.

Copyright.—WNU Service.

inch material. With the short sleeves it requires only 5 yards of 39 inch material.

New Pattern Book.

Send for the Barbara Bell Spring and Summer Pattern Book containing designs of attractive, practical and becoming clothes. Exclusive fashions for children, young women and matrons. Price, 15 cents per copy.

Send your order to The Sewing Circle Pattern Dept., Room 1020, 211 W. Wacker Dr., Chicago, Ill. Price of patterns, 15 cents (in coins) each.



© Bell Syndicate.—WNU Service.

IT'S NO EFFORT TO KEEP FURNITURE BEAUTIFUL WITH O-CEDAR POLISH/IT'S SO QUICK AND EASY TO USE



O-Cedar POLISH MOPS • WAX

JOYS and GLOOMS



YOUR MONEY BACK... IF SWITCHING TO POSTUM DOESN'T HELP YOU!

If you are one of those who cannot safely drink coffee... try Postum's 30-day test. Buy a can of Postum at your grocer's and drink it instead of coffee for one full month.

If... after 30 days... you do not feel better, return the top of the Postum container to General Foods, Battle Creek, Michigan, and we will cheerfully refund

the full purchase price, plus postage! (If you live in Canada, address General Foods, Ltd., Cobourg, Ont.) Give Postum a fair trial... drink it for the full 30 days! Postum contains no caffeine. It is simply whole wheat and bran, roasted and slightly sweetened. Postum comes in two forms... Postum Cereal, the kind you boil or percolate... and Instant Postum, made instantly in the cup. It is economical, easy to make and delicious. You may miss coffee at first, but after 30 days, you'll love Postum for its own rich, full-bodied flavor. A General Foods product.

(This offer expires December 31, 1937.)

MOPSY



WNU Service.

Love, Honor and Obey



© W. K. J.